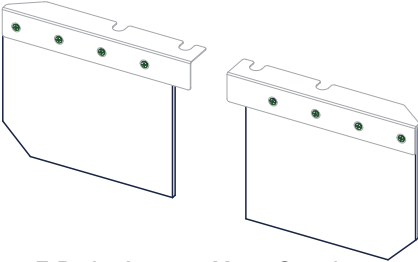



KIT INCLUDES:



*E-Brake Actuator Motor Guard
Part# P700403*

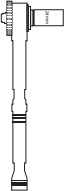
TOOLS:



1/2" Drive Breaker Bar



Impact Gun




21mm Socket

INSTALLATION INSTRUCTIONS

1. Using an impact gun & 21mm socket, loosen the front U-bolt nuts so that the thickness of the bracket can slide in.



2. Slide guard in as shown & tighten.



3. Tighten to factory specs.



Before



After

